

TM 11-5835-212-24P

TECHNICAL MANUAL

**ORGANIZATIONAL, DIRECT SUPPORT, AND GENERAL SUPPORT MAINTENANCE
REPAIR PARTS AND SPECIAL TOOLS LISTS**

(INCLUDING DEPOT MAINTENANCE REPAIR PARTS AND SPECIAL TOOLS)

FOR

SOUND RECORDER-REPRODUCER SETS

RD-173/UN AND RD-173A/UN

(NSN 5835-00-752-6065)

HEADQUARTERS, DEPARTMENT OF THE ARMY

29 AUGUST 1978

TECHNICAL MANUAL }
No. 11-5835-212-24P }

HEADQUARTERS
DEPARTMENT OF THE ARMY
WASHINGTON, DC, 29 August 1978

ORGANIZATIONAL, DIRECT SUPPORT, AND GENERAL SUPPORT MAINTENANCE
REPAIR PARTS AND SPECIAL TOOLS LISTS
(INCLUDING DEPOT MAINTENANCE REPAIR PARTS AND SPECIAL TOOLS)
FOR
SOUND RECORDER-REPRODUCER SETS

RD-173/UN AND RD-173A/UN

(NSN 5835-00-752-6065)

Current as of 6 March 1978

REPORTING OF ERRORS

You can improve this manual by recommending improvements using DA Form 2028-2 located in the back of the manual. Simply tear out the self-addressed form, fill it out as shown on the sample, fold it where shown, and drop it in the mail.

If there are no blank DA Forms 2028-2 in the back of your manual, use the standard DA Form 2028 (Recommended Changes to Publications and Blank Forms) and forward to the Commander, US Army Communications and Electronics Materiel Readiness Command, ATTN: DRSEL-MA-Q, Fort Monmouth, New Jersey 07703.

In either case a reply will be furnished direct to you.

	Page	Illus. Figure
SECTION I. Introduction	1	
II. Repair parts list	5	
GROUP 00 Recorder-Reproducer, Sound RD-173/UN, RD-173A/UN	5	1-4
SECTION III. Special tools list (Not applicable)		
IV. National stock number and part number index	17	

* This manual supersedes TM 11-5835-212-24P, 15 August 1973.

SECTION I

INTRODUCTION

1. Scope

This manual lists spares and repair parts; special tools; special test, measurement, and diagnostic equipment (TMDE), and other special support equipment required for performance of organizational, direct support, and general support maintenance of the RD-173/UN and RD-173A/UN. It authorizes the requisitioning and issue of spares and repair parts as indicated by the source and maintenance codes.

2. General

This Repair Parts and Special Tools List is divided into the following sections:

a. Section II. Repair Parts List. A list of spares and repair parts authorized for use in the performance of maintenance. The list also includes parts which must be removed for replacement of the authorized parts. Parts lists are composed of functional groups in numeric sequence, with the parts in each group listed in figure and item number sequence.

b. Section III. Special Tools List. Not applicable.

c. Section IV. National Stock Number and Part Number Index. A list, in National item identification number (NIIN) sequence, of all National stock numbers (NSN) appearing in the listings, followed by a list, in alphameric sequence, of all part numbers appearing in the listings. National stock numbers and part numbers are cross-referenced to each illustration figure and item number appearance.

3. Explanation of Columns

a. Illustration. This column is divided as follows :

(1) *Figure number.* Indicates the figure number of the illustration on which the item is shown.

(2) *Item number.* The number used to identify item called out in the illustration.

b. Source, Maintenance, and Recoverability (SMR) Codes.

(1) *Source code.* Source codes indicate the manner of acquiring support items for maintenance, repair, or overhaul of end items. Source codes are entered in the first and second positions of the Uniform SMR Code format as follows:

Code

Definition

PA - Item procured and stocked for anticipated or known usage.

XD - A support item that is not stocked. When required, item will be procured through normal supply channels.

NOTE

Cannibalization or salvage may be used as a source of supply for any items source coded above except those coded XA and aircraft support items as restricted by AR 700-42.

(2) *Maintenance code.* Maintenance codes are assigned to indicate the levels of maintenance authorized to USE and REPAIR support items. The maintenance codes are entered in the third and fourth positions of the Uniform SMR Code format as follows:

(a) The maintenance code entered in the third position will indicate the lowest maintenance level authorized to remove, replace, and use the support item. The maintenance code entered in the third position will indicate one of the following levels of maintenance:

Code

Application/Explanation

O - Support item is removed, replaced, used at the organizational level.

F - Support item is removed, replaced, used at the direct support level.

(b) The maintenance code entered in the fourth position indicates whether the item is to be repaired and identifies the lowest maintenance level with the capability to perform complete repair (i.e., all authorized maintenance functions). This position will contain one of the following maintenance codes:

Code

Application/Explanation

O - The lowest maintenance level capable of complete repair of the support item is the organizational level.

F - The lowest maintenance level capable of complete repair of the support item is the direct support level.

D - The lowest maintenance level capable of complete repair of the support item is the depot level.

Code *Application/Explanation*

Z - Nonreparable. No repair is authorized.

(3) *Recoverability code.* Recoverability codes are assigned to support items to indicate the disposition action on unserviceable items. The recoverability code is entered in the fifth position of the Uniform SMR Code format as follows:

Recoverability codes

Definition

Z - Nonreparable item. When unserviceable, condemn and dispose at the level indicated in position 3.

O - Repairable item. When uneconomically repairable, condemn and dispose at organizational level.

F - Repairable item. When uneconomically repairable, condemn and dispose at the direct support level.

D - Repairable item. When beyond lower level repair capability, return to depot. Condemnation and disposal not authorized below depot level.

c. National Stock Number. Indicates the National stock number assigned to the item and will be used for requisitioning purposes.

d. Part Number. Indicates the primary number used by the manufacturer (individual, company, firm, corporation, or Government activity), which controls the design and characteristics of the item by means of its engineering drawings, specifications, standards, and inspection requirements to identify an item or range of items.

NOTE

When a stock numbered item is requisitioned, the repair part received may have a different part number than the part being replaced.

e. Federal Supply Code for Manufacturer (FSCM). The FSCM is a 5-digit numeric code listed in SB 708-42 which is used to identify the manufacturer, distributor, or Government agency, etc.

f. Description. Indicates the Federal item name and, if required, a minimum description to identify the item.

g. Unit of Measure (U/M). Indicates the standard of the basic quantity of the listed item as used in performing the actual maintenance function. This measure is expressed by a two-character alphabetical abbreviation (e.g, ea, in, pr, etc.).

When the unit of measure differs from the unit of issue, the lowest unit of issue that will satisfy the required units of measure will be requisitioned.

h. Quantity Incorporated in Unit. Indicates the quantity of the item used in the breakout shown on the illustration figure, which is prepared for a functional group, subfunctional group, or an assembly.

4. Special Information

a. Usable on codes are shown in the description column. Uncoded items are applicable to all models. Identification of the usable on codes used in this publication are:

Code

Used on

5HX

RD-173/UN

ADU

RD-173A/UN

b. The following publication pertains to the RD-173/UN and RD-173A/UN and their components:

TM 11-5835-212-15, Sound Recorder-Reproducer Sets RD-173/UN and RD-173A/UN

5. How to Locate Repair Parts

a. When National stock number or part number is unknown.

(1) *First.* Using the table of contents, determine the functional group within which the item belongs. This is necessary since illustrations are prepared for functional groups and listings are divided into the same groups.

(2) *Second.* Find the illustration covering the functional group to which the item belongs.

(3) *Third.* Identify the item on the illustration and note the illustration figure and item number of the item.

(4) *Fourth.* Using the Repair Parts Listing, find the figure and item number noted on the illustration.

b. When National stock number or part number is known.

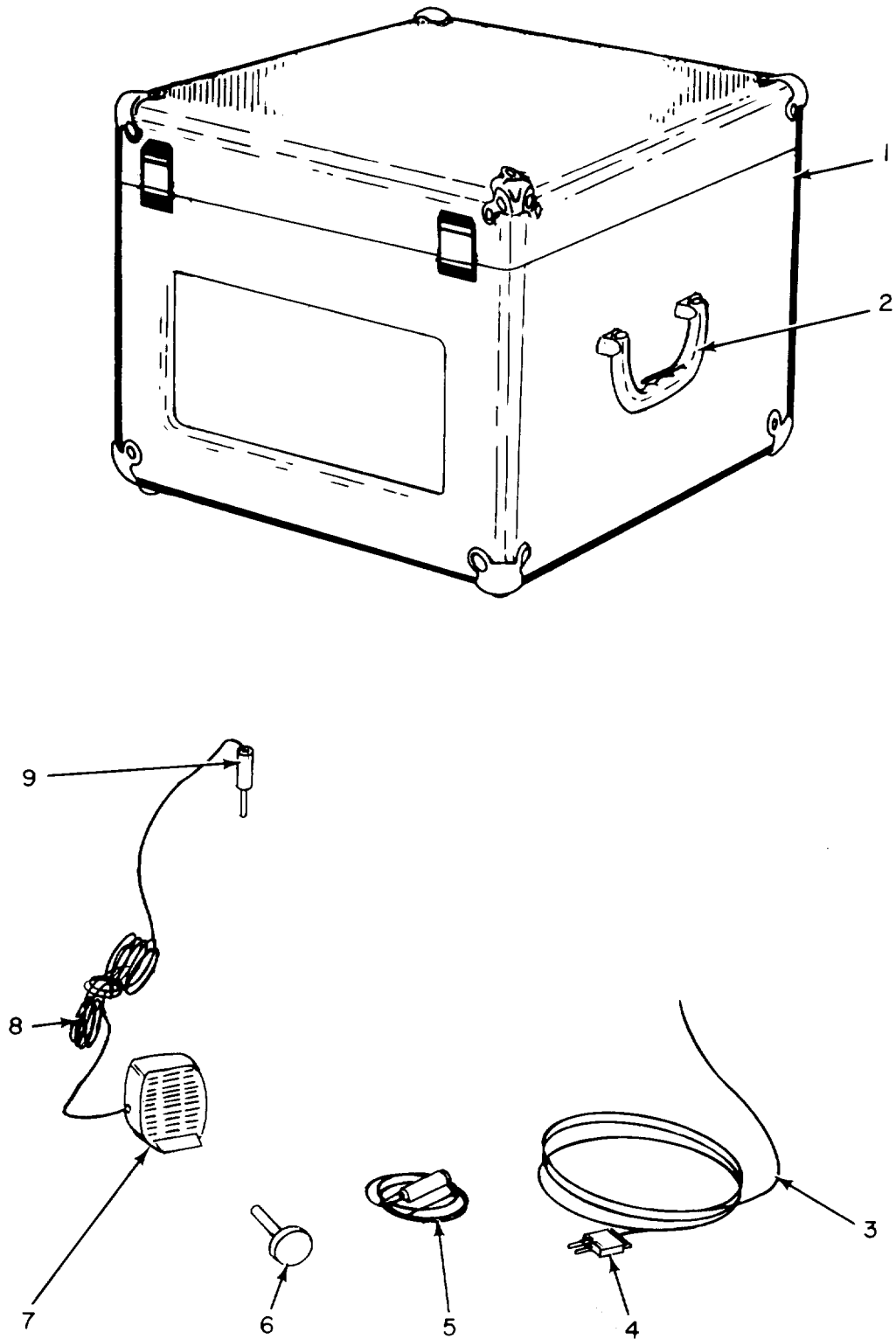
(1) *First.* Using the Index of National Stock Numbers and Part Numbers, find the pertinent National stock number or part number. This index is in NIIN sequence followed by a list of part numbers in alphameric sequence, cross-referenced to the illustration figure number and item number.

(2) *Second.* After finding the figure and item number, locate the figure and item number in the repair parts list.

6. Abbreviations

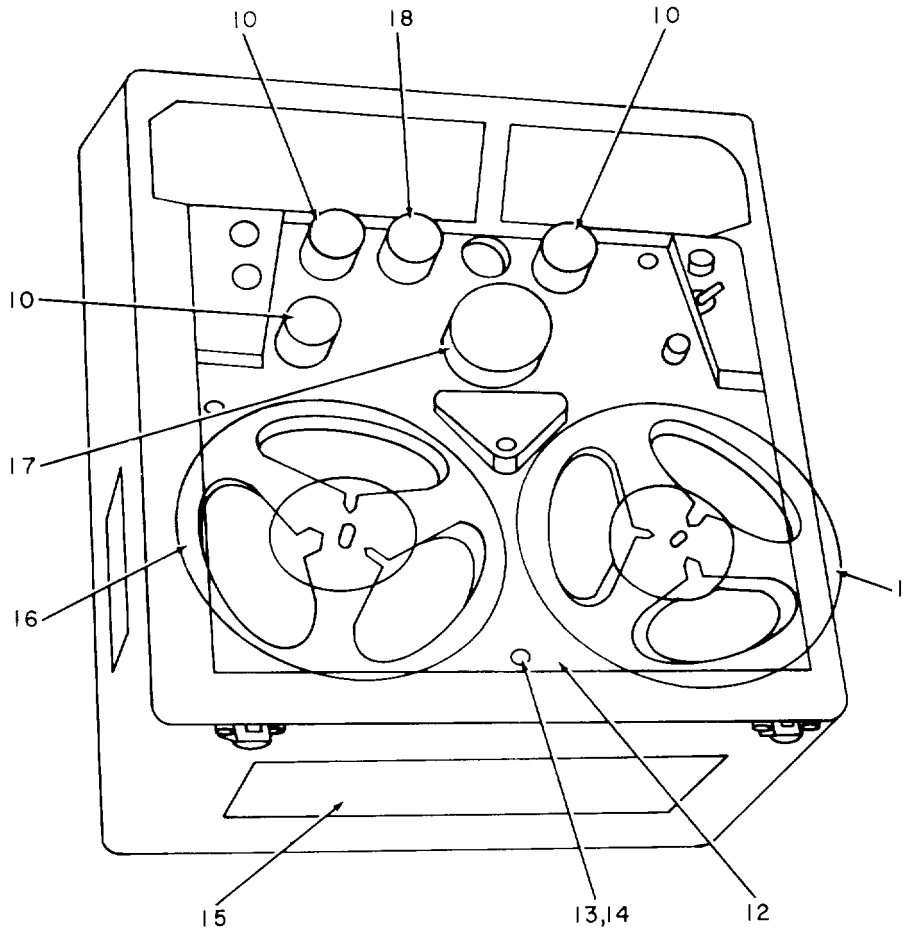
Not applicable.

(Next printed page is 4.1.)



EL3XJ001

Figure 1. Recorder-Reproducer, Sound RD-173/UN and RD-173A/UN (Sheet 1 of 2).



NOTE: ITEMS 19 THRU 27
ARE LISTED BUT NOT SHOWN.

TOP VIEW

EL3XJ002

Figure 1. Recorder-Reproducer, Sound RD-173/UN and RD-173A/UN (Sheet 2 of 2).

SECTION II (1) ILLUSTRATION (A) (B) FIG ITEM NO NO	(2) SMR CODE	(3) NATIONAL STOCK NUMBER	(4) PART NUMBER	(5) FSCM	(6) DESCRIPTION	(7) USABLE ON CODE U/M	(8) QTY INC IN UNIT
					GROUP 00 RECORDER-REPRODUCER, SOUND		
					RD-173/UN AND RD-173A/UN		
1	1	XDOFF	242-19899-1	24204	CASE, CARRYING	EA	1
1	2	XDFZZ	SCB77816	80063	HANDLE, CASE	EA	1
1	3	PAFZZ 6145-00-752-1307	CO03LGF3-18-0240	81349	CABLE, PWR, ELEC	FT	10
1	4	PAFZZ 5935-00-636-7145	UP121M	80058	CONNECTOR, PLUG, ELEC	EA	1
1	5	XDOZZ	242-20265	24204	CORD ASSY, PATCH	EA	1
1	6	PAOZZ 5355-00-848-7386	242-20209-1	24204	KNOB	EA	1
1	7	PAOOO 5965-00-285-0391	241-19914	24207	MICORPHONE, MAGNETIC	EA	1
1	8	PAOZZ 6145-00-853-5816	241-20267	64294	CORD, PLASTIC JACKETED	FT	6
1	9	PAOZZ 5935-00-192-4760	PJ055B	81349	PLUG, TELEPHONE	EA	1
1	10	PAOZZ 5355-00-644-2481	241-19915	24204	KNOB	EA	3
1	11	PAOZZ 5835-00-821-8555	242-19919	24204	REEL, TAPE	EA	1
1	12	XDFZZ	241-19910-1	24204	PANEL, TOP	EA	1
1	13	XDFZZ	29602-111	24204	WASHER, FLAT	EA	10
1	14	XDFZZ	29529-44	24204	SCREW, PAN HEAD	EA	7
1	5	PAFZZ 5965-00-252-0803	241-19906	24204	LOUDSPEAKER, FM	EA	1
1	16	PAOZZ 5835-00-581-2217	241-19918	24204	REEL AND TAPE	EA	1
1	17	PAOZZ 5355-00-644-2483	241-20207	64294	KNOB	EA	1
1	18	PAOZZ 5355-00-644-2482	241-19915-1	64294	KNOB	EA	1
1	19	PAFZZ 3110-00-100-6149	GM3110-100-6176	06394	BALL BEARING	EA	1
1	20	PAFZZ 5999-00-244-5150	9435-1-2	71400	CAP, ELECTRICAL	EA	1
1	21	PAFZZ 5340-00-290-7215	13	99017	CAP, ELECTRICAL	EA	1
1	22	PAFZZ 5330-00-846-6799	93718116	07322	PACKING, PREFORMED	EA	1
1	23	PAFZZ 5365-00-664-2764	XSC1125	07322	RING, RETAINING	EA	2
1	24	XDFZZ	XSC114	07236	RING, RETAINING	EA	10
1	25	PAFZZ 5365-00-598-0982	XSC116	07236	RING, RETAINING	EA	1
1	26	XDFZZ	M1P6TM	02660	RING, RETAINING	EA	2
12	27	PAFZZ 3120-00-844-2319	241-32895	24204	BEARING, SLEEVE	ADU EA	1

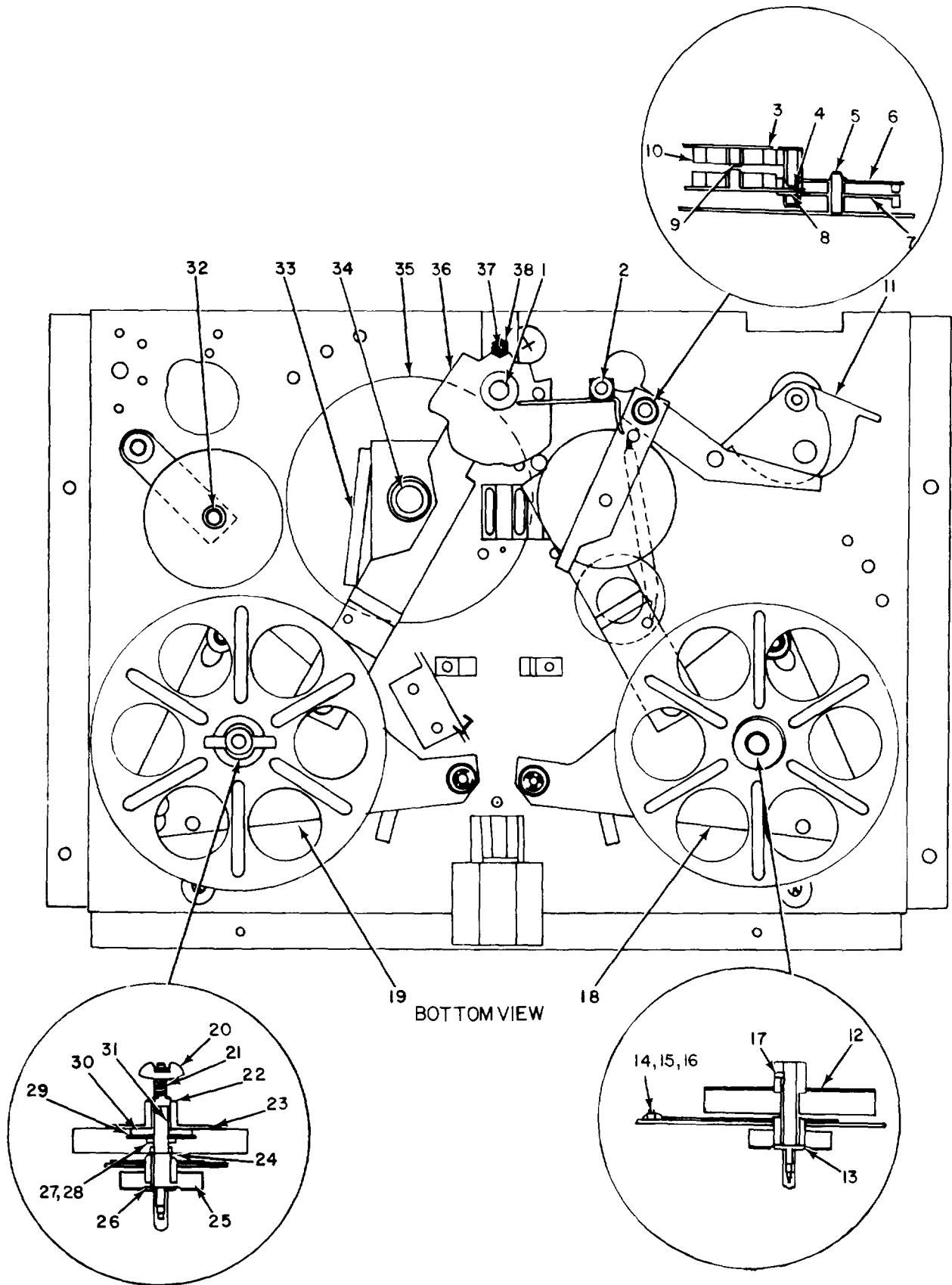
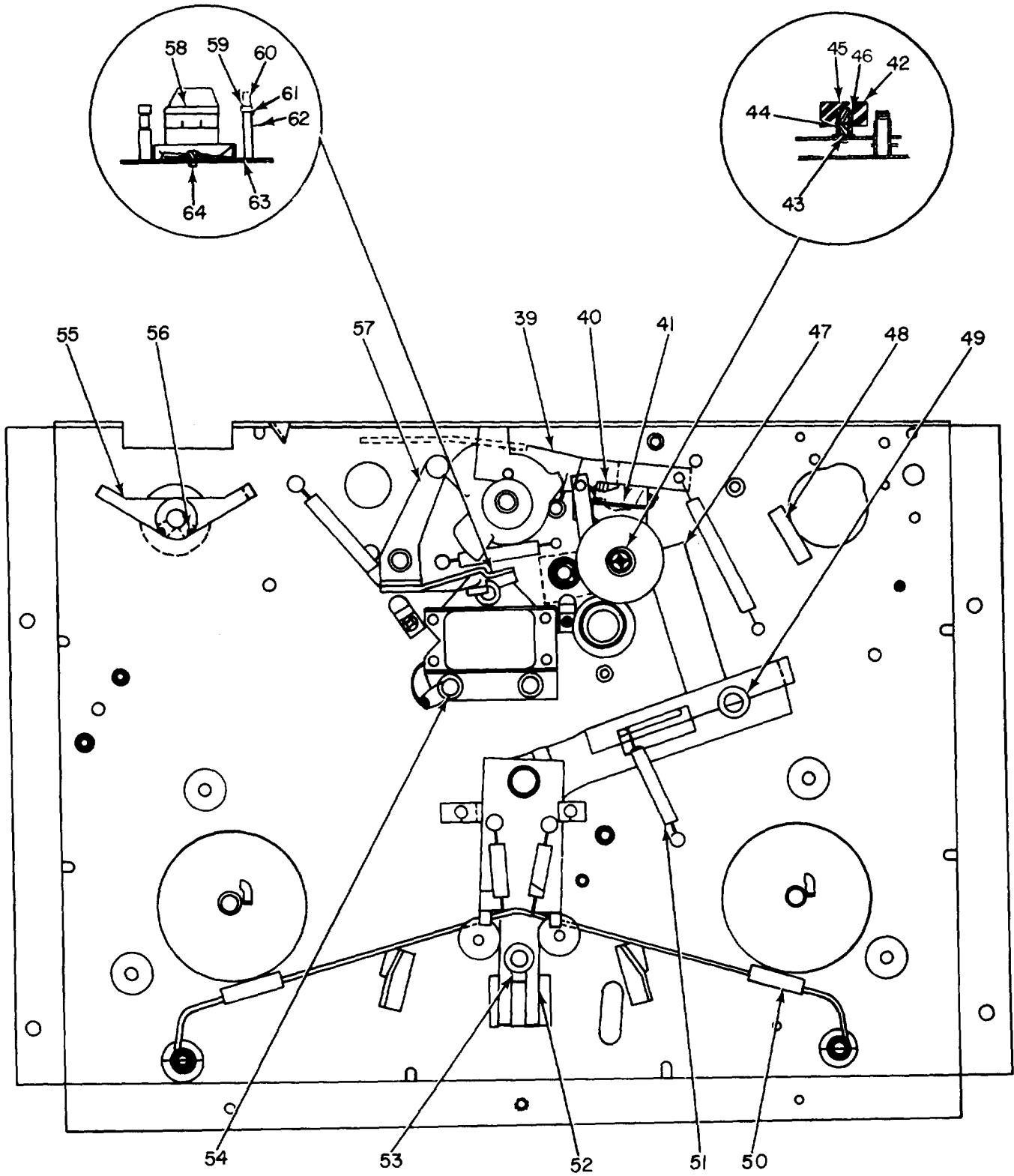


Figure 2. Recorder-Reproducer, Sound RD-173/UN and RD-173A/UN, Mechanism Assembly (Sheet 1 of 2).

EL3XJ003



NOTE: ITEM 65 LISTED BUT NOT SHOWN.

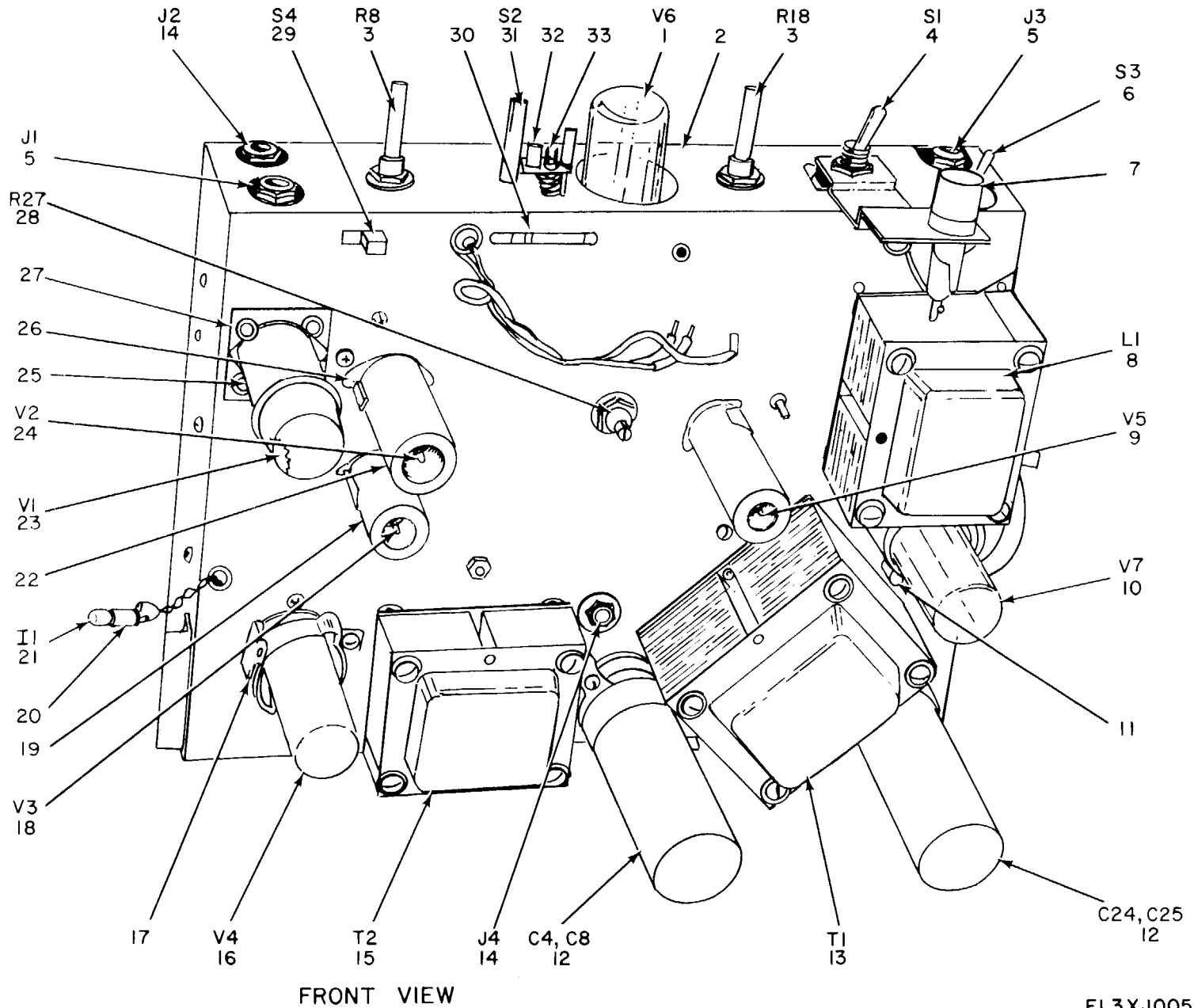
TOP VIEW

EL3XJ004

Figure 2. Recorder-Reproducer, Sound RD-173/UN and RD-173A/UN, Mechanism Assembly (Sheet 2 of 2).

SECTION II (1) ILLUSTRATION		(2)	(3)	(4)	(5)	(6)	(7)	(8)
FIG NO	ITEM NO	SMR CODE	NATIONAL STOCK NUMBER	PART NUMBER	FSCM	DESCRIPTION	USABLE ON CODE	QTY INC IN UNIT
2	1	PAFZZ	5835-00-630-2774	242-19945	24204	CAM ASSEMBLY	EA	1
2	2	PAFZZ	5835-00-740-7576	241-24380	24204	LEVER, IDLER KICKOUT	EA	1
2	3	XDFZZ		242-19932-1	24204	LINK, IDLER	EA	1
2	4	XDFZZ		241-17723-1	24204	WASHER, SPRING TNSN	EA	4
2	5	XDFZZ		29650-10	24204	RING, RETAINING	EA	10
2	6	PAFZZ	5835-00-740-7577	242-19931-1	24204	LEVER ASSY	EA	1
2	7	XDFZZ		242-19931-2	24204	LEVER ASSY	EA	1
2	8	XDFZZ		242-19932-2	24204	LINK, IDLER	EA	1
2	9	XDFZZ		41-17722-1	42042	WASHER, FLAT	EA	6
2	10	PAFZZ	5835-00-309-0311	242-17719-6	24204	IDLER ASSEMBLY	EA	3
2	11	XDFZZ		242-17724-4	24204	RECORDER SUBASSY	EA	1
2	12	PAFZZ	5835-00-675-4382	242-19948	64294	REEL ASSY	EA	1
2	13	XDFZZ		242-17761-4	24204	REEL SFT ASSY	EA	1
2	14	XDFZZ		29602-124	24204	WASHER, FLAT	EA	7
2	15	XDFZZ		29651-6	24204	RING, RETAINING	EA	9
2	16	PAFZZ	5310-00-227-1949	241-12059-1	24204	WASHER, SPRING TNSN	EA	11
2	17	XDFZZ		29540-9	24204	SCREW	EA	15
2	18	PAFZZ	5835-00-630-2845	242-17695-2	64294	RECORDER SUBASSY	EA	1
2	19	PAFZZ	5835-00-630-2770	242-17703-3	64294	RECORDER SUBASSY	EA	1
2	20	XDFZZ		WS82	72962	NUT, PLAIN, WING	EA	1
2	21	XDFZZ		241-17644	24204	SPRING, HLCL, CPRSN	EA	1
2	22	XDFZZ		29602-102	24204	WASHER, FLAT	EA	21
2	23	XDFZZ		242-17773-2	24204	PULLEY	EA	1
2	24	XDFZZ		XS0216	07236	RING, RETAINING	EA	2
2	25	XDFZZ		242-177771-6	24204	REEL SHAFT ASSY	EA	1
2	26	XDFZZ		241-17770	24204	WASHER, FLAT	EA	5
2	27	XDFZZ		29602-146	24204	WASHER, FLAT	EA	1
2	28	XDFZZ		241-17775-1	24204	WASHER, U	EA	1
2	29	PAFZZ	3010-00-567-8509	241-17777	64294	DISK, CLUTCH	EA	1
2	30	XDFZZ		241-12145	24204	WASHER, FELT	EA	1
2	31	XDFZZ		241-17086-4	24204	ROLL PIN	EA	1
2	32	XDFZZ		242-19930-1	24204	LINK ASSY	EA	1
2	33	PAFZZ	5360-00-597-3382	241-17801	64294	SPRING, HLCL, EXT	EA	4
2	34	XDFZZ		241-13609	24204	BALL BEARING	EA	1
2	35	PAFZZ	5835-00-844-3734	242-17778-1	24204	FLYWHEEL SFT ASSY	EA	1
2	36	PAFZZ	5835-00-630-2771	242-19847	64294	CAM SHAFT ASSY	EA	1
2	37	XDFZZ		L9650-9	24202	RING, RETAINING	EA	2
2	38	XDFZZ		241-17897-4	24204	ROLLER	EA	2
2	39	PAFZZ	5835-00-630-2775	242-19946	24204	LEVER ASSEMBLY	EA	1
2	40	PAFZZ	5360-00-597-3362	241-12138	64294	SPRING, HLCL, EXT	EA	1

SECTION II (1) ILLUSTRATION		(2)	(3)	(4)	(5)	(6)	(7)	(8)
(A) FIG NO	(B) ITEM NO	SMR CODE	NATIONAL STOCK NUMBER	PART NUMBER	FSCM	DESCRIPTION	USABLE ON CODE U/M	QTY INC IN UNIT
2	41	PAFZZ	5835-00-656-3568	242-19947	24204	LEVER ASSEMBLY	EA	1
2	42	PAFZZ	6145-00-853-5816	242-17744	24204	PINCH ROLLER ASSY	EA	1
2	43	XDFZZ		241-17722	24204	WASHER, FLAT	EA	1
2	44	XDFZZ		241-17747	24204	WASHER, FLAT	EA	1
2	45	XDFZZ		29527-4	24204	SCREW, MACHINE	EA	15
2	46	XDFZZ		29602-103	24204	WASHER, FLAT	EA	1
2	47	PAFZZ	5835-00-656-3571	242-17741-3	24204	LEVER ASSEMBLY	EA	1
2	48	XDFZZ		241-17802	24204	SPRING, HLCL, EXT	EA	2
2	49	PAFZZ	5365-00-799-1471	29651-3	64294	RING, RETAINING	EA	4
2	50	PAFZZ	5830-00-564-7953	241-17758-4	24204	BRAKE LEVER ASSY	EA	2
2	51	PAFZZ	5360-00-597-3359	241-17734	61294	SPRING, HLCL, EXT	EA	3
2	52	PAFZZ	5835-00-656-3569	242-17755-2	24204	LEVER ASSY, RMT	EA	1
2	53	XDFZZ		29602-122	24204	WASHER, FLAT	EA	1
2	54	PAFZZ	5325-00-286-6047	241-14213	24204	GROMMET, RUBBER	EA	7
2	55	PAFZZ	5835-00-844-3135	242-17728-1	64294	CAM SWITCH ASSY	EA	1
2	56	XDFZZ		29542-5	24204	SCREW, MACHINE	EA	2
2	57	PAFZZ	5835-00-695-9543	242-17748-2	64294	PAD ASSY, PRESSURE	EA	1
2	58	PAFZZ	5835-00-309-0269	242-14159	24204	HEAD, CAMP ASSY	EA	1
2	59	XDFZZ		29527-13	24204	SCREW, MACHINE	EA	2
2	60	PAFZZ	5835-00-547-1428	241-17754	24204	TAPE GUIDE, TOP	EA	2
2	61	PAFZZ	5835-00-547-4848	241-17753	24204	SPACER, SLEEVE	EA	2
2	62	PAFZZ	5835-00-547-1427	241-17752	64294	TAPE GUIDE, SHELF	EA	2
2	63	XDFZZ		29527-14	24204	SCREW, MACHINE	EA	3
2	64	XDFZZ		29602-136	24204	WASHER, FLAT	EA	3
2	65	PAFZZ	5360-00-597-3360	241-14252	64294	SPRING, HLCL, EXT	EA	1



EL3XJ005

Figure 3. Recorder-Reproducer, Sound RD-173/UN and RD-173A/UN, Amplifier Assembly (Sheet 1 of 3).

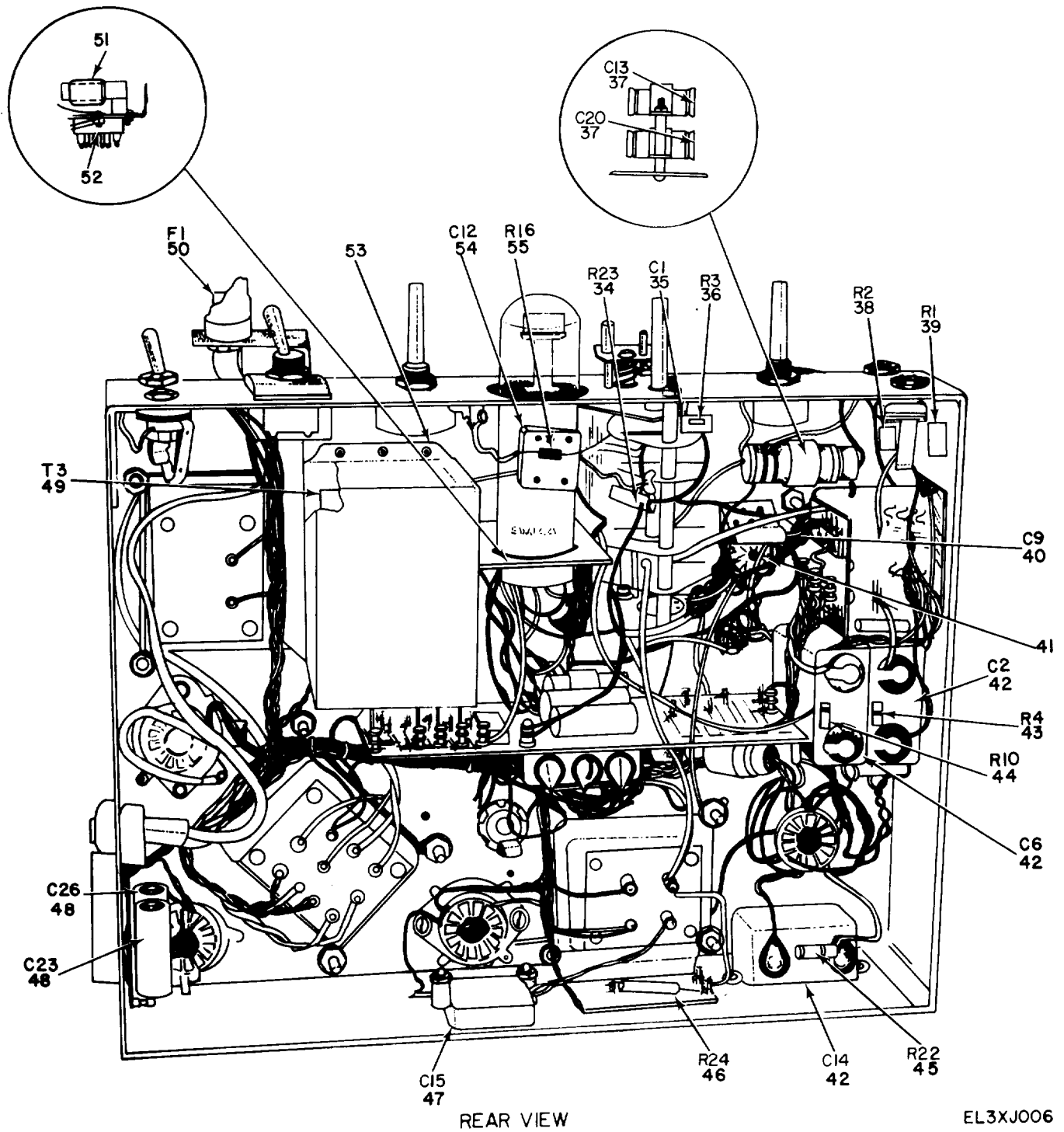
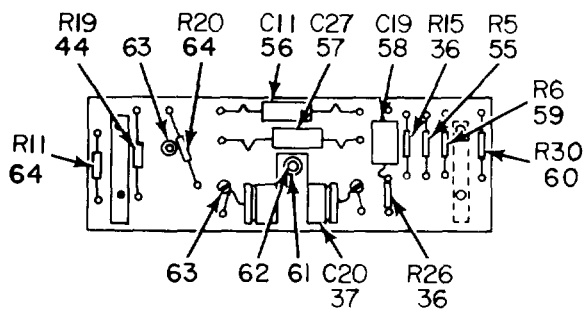
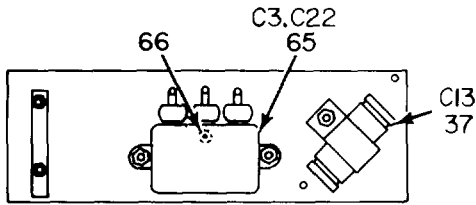


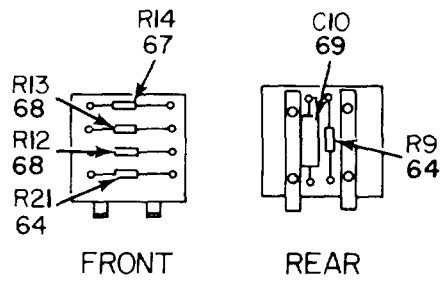
Figure 3. Recorder-Reproducer, Sound RD-173/UN and RD-173A/UN, Amplifier Assembly (Sheet 2 of 3).



FRONT VIEW

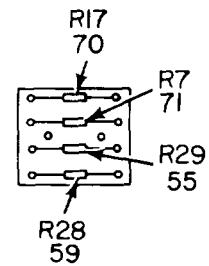


REAR VIEW

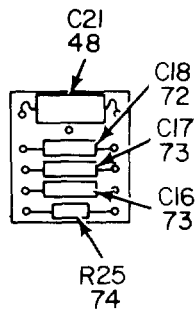


FRONT

REAR



TOP VIEW



ADDITIONAL PARTS LOCATION

ITEMS LISTED BUT NOT SHOWN

REF. DES.	ITEM NO.
C28	56
	75
	76
	77
	78

EL3XJ007

Figure 3. Recorder-Reproducer, Sound RD-173/UN and RD-173A/UN, Amplifier Assembly (Sheet 3 of 3).

SECTION II (1) ILLUSTRATION		(2)	(3)	(4)	(5)	(6)	(7)	(8)
FIG NO	ITEM NO	SMR CODE	NATIONAL STOCK NUMBER	PART NUMBER	FSCM	DESCRIPTION	USABLE ON CODE	QTY INC IN UNIT
3	1	PAFZZ	5960-00-188-3968	6E5	81349	ELECTRON TUBE		EA 1
3	2	XDFZZ		242-20000-1	24204	CHASSIS ASSY		EA 1
3	3	PAFZZ	5905-00-581-2848	RV4NAYSK504C	81349	RESISTOR, VARIABLE		EA 2
3	4	PAFZZ	5930-00-655-1514	MS35058-22	96906	SWITCH, TOGGLE		EA 1
3	5	PAFZZ	5935-00-192-4789	JJ089	81349	JACK, TELEPHONE		EA 2
3	6	PAFZZ	5930-00-655-1515	MS35058-15	96906	SWITCH, TOGGLE		EA 1
3	7	XDFZZ		SCB72703	80063	FUSEHOLDER		EA 1
3	8	PAFZZ	5950-00-844-0759	242-32904	64294	REACTOR		EA 1
3	9	PAFZZ	5960-00-669-6861	6005-6AQ5W	81349	ELECTRON TUBE		EA 1
3	10	PAFZZ	5960-00-272-9178	5Y3WGTB	81349	ELECTRON TUBE		EA 1
3	11	PAFZZ	5960-00-151-7562	926B	07387	REATINER, TUBE		EA 1
3	12	XDFZZ		CE52F350R	81349	CAPACITOR, ELECTLT		EA 2
3	13	PAFZZ	5950-00-844-0765	242-32900	64294	RANSFORMER, SDN&SU		EA 1
3	14	PAFZZ	5935-00-683-2746	JJ034	81349	JACK, TELEPHONE		EA 2
3	15	PAFZZ	5950-00-844-0766	242-32902	24204	TRANSFORMER, AF		EA 1
3	16	PAFZZ	5960-00-116-9927	6V6GTJ	81349	ELECTRON TUBE		EA 1
3	17	XDFZZ		SMC209258-7	80063	RETAINER, TUBE		EA 1
3	18	PAFZZ	5960-00-062-0204	5726-6AL5W	81349	ELECTRON TUBE		EA 1
3	19	PAFZZ	5960-00-729-8150	TS102U03	81349	SHIELD, ELCTR N TUBE		EA 1
3	20	PAFZZ	6250-00-848-6533	241-20075	64294	LAMPHOLDER		EA 1
3	21	PAZZ	6240-00-057-2887	44	03350	LAMP, INCANDESCENT		EA 1
3	22	PAFZZ	5960-00-264-3004	TS103U02	81349	SHIELD, ELCTR N TUBE		EA 1
3	23	PAFZZ	5960-00-808-6490	5879	81349	ELECTRON TUBE		EA 1
3	24	PAFZZ	5960-00-082-4139	5751	81349	ELECTRON TUBE		EA 1
3	25	PAFZZ	5960-00-860-7709	M24251-6-2	81349	SHIELD, ELCTR N TUBE		EA 1
3	26	PAFZZ	5935-00-222-9828	TS103P01	81349	SOCKET, ELECTR N TUBE		EA 1
3	27	PAFZZ	5935-00-823-4281	242-20023	24204	SOCKET, ELECTR N TUBE		EA 1
3	28	PAFZZ	5905-00-542-8058	RV4NAYSB504A	81349	RESISTOR, VARIABLE		EA 1
3	29	PAFZZ	5930-00-606-9132	241-24293	64294	SWITCH, SLIDE		EA 1
3	30	PAFZZ	5835-00-740-7583	242-20047	64294	RECORDER LOCK ASSY		EA 1
3	31	PAFZZ	5930-00-855-9426	241-20041	64294	SWITCH, ROTARY		EA 1
3	32	XDFZZ		242-20016	24204	PLATE ASSY, INTERLOCK		EA 1
3	33	XDFZZ		241-20020	24204	SPRING		EA 1
3	34	PAFZZ	5905-00-185-8518	RC20GF103K	81349	RESISTOR, RXD, CMPSN		EA 1
3	35	PAFZZ	5910-00-984-4142	CM15FD221GP3	81349	CAPACITOR, FXD, MICA		EA 1
3	36	PAFZZ	5905-00-279-2516	RC20GF514J	81349	RESISTOR, FXD, CMPSN		EA 3
3	37	PAFZZ	5910-00-112-7003	CP29ALEF503M	81349	CAPACITOR, FXD, PPR		EA 4
3	38	PAFZZ	5905-00-279-2674	RC20GF201J	81349	RESISTOR, FXD, CMPSN		EA 1
3	39	PAFZZ	5905-00-192-0649	RC20GF203J	81349	RESISTOR, FXD, CMPSN		EA 1
3	40	PAFZZ	5910-00-850-0540	CM15FD510G03	81349	CAPACITOR, FXD, MICA		EA 1

SECTION II (1) ILLUSTRATION		(2)	(3)	(4)	(5)	(6)	(7)	(8)
FIG NO	(B) ITEM NO	SMR CODE	NATIONAL STOCK NUMBER	PART NUMBER	FSCM	DESCRIPTION	USABLE ON CODE	QTY INC IN UNIT
3	41	PAFZZ	5935-00-260-0516	TS102P01	81349	SOCKET, ELCTRN TUBE		EA 1
3	42	PAFZZ	5910-00-543-9267	CE63C500G	81349	CAPACITOR, ELCTLT		EA 3
3	43	PAFZZ	5905-00-195-6806	RC20GF102J	81349	RESISTOR, FXD, CMPSN		EA 1
3	44	PAFZZ	5905-00-190-8887	RC20GF202J	81349	RESISTOR, FXD, CMPSN		EA 2
3	45	PAFZZ	5905-00-279-2545	RC32GF301J	81349	RESISTOR, FXD, CMPSN		EA 1
3	46	XDFZZ		PORM10PCT2W4	75042	RESISTOR, FXD, WW		EA 1
3	47	PAFZZ	5910-00-926-9800	CM50BK222G03	81349	CAPACITOR, FXD, MICA		EA 1
3	48	XDFZZ		CP26A1EF103M	81349	CAPACITOR, FXD, PPR		EA 3
3	49	PAFZZ	5950-00-648-0808	241-14246-2	64294	TRANSFORMER, RF		EA 1
3	50	XDOZZ		313002	75915	FUSE, CARTRIDGE		EA 1
3	51	PAFZZ	5960-00-151-7574	926A	07387	RETAINER, TUBE		EA 1
3	52	XDFZZ		241-20038	64294	SOCKET, ELECTRN TUBE		EA 1
3	53	XDFZZ		241-20097	24204	COVER, OSC CMPNT		EA 1
3	34	PAFZZ	5910-00-644-3770	CM20B102K	81349	CAPACITOR, FXD, MICA		EA 1
3	55	PAFZZ	5905-00-192-0390	RC20GF105J	81349	RESISTOR, FXD, CMPSN		EA 3
3	56	XDFZZ		CP05A1EC223K	81349	CAPACITOR, FXD, PPR	5HX	EA 1
3	56	XDFZZ		CP05A1EC223K	81349	CAPACITOR, FXD, PPR C28 USED ONLY IN RD173AUN	ADU	EA 2
3	57	PAFZZ	5910-00-621-9518	CP50A1EB333K	81349	CAPACITOR, FXD, PPR		EA 1
3	58	PAFZZ	5910-00-984-8373	CM15FD101GP3	81349	CAPACITOR, FXD, MICA		EA 1
3	59	PAFZZ	5905-00-192-9260	RC20GF154K	81349	RESISTOR, FXD, CMPSN		EA 2
3	60	PAFZZ	5905-00-190-8885	RC20GF225J	81349	RESISTOR, FXD, CMPSN		EA 1
3	61	XDFZZ		29630-6	24204	NUT, HEXAGON		EA 2
3	62	XDFZZ		29603-20	24204	WASHER, LOCK		EA 2
3	63	XDFZZ		29522-48	24204	SCREW, MACHINE		EA 2
3	64	PAFZZ	5905-00-192-0667	RCR20GF224JS	81349	RESISTOR, FXD, CMPSN		EA 4
3	65	PAFZZ	5910-00-112-7261	CP53B4EF104V	81349	CAPACITOR, FXD, PPR		EA 1
3	66	XDFZZ		29520-17	24204	SCREW, MACHINE		EA 1
3	67	PAFZZ	5905-00-171-1985	RC20GF822K	81349	RESISTOR, FXD, CMPSN		EA 1
3	68	PAFZZ	5905-00-195-6761	RC20GF104J	81349	RESISTOR, FXD, CMPSN		EA 2
3	69	XDFZZ		CP09A1EB103K	81349	CAPACITOR, FXD, PPR		EA 1
3	70	PAFZZ	5905-00-279-2019	RC20GF512J	81349	RESISTOR, FXD, CMPSN		EA 1
3	71	PAFZZ	5905-00-171-2004	RC20GF223J	81349	RESISTOR, FXD, CMPSN		EA 1
3	72	PAFZZ	5910-00-101-3984	CM30B182K	81349	CAPACITOR, FXD, MICA		EA 1
3	73	PAFZZ	5910-00-553-5711	CM30B332K	81349	CAPACITOR, FXD, MICA		EA 2
3	74	PAFZZ	5905-00-106-9346	RCR32G103JS	81349	RESISTOR, FXD, CMPSN		EA 1
3	75	PAFZZ	5995-00-849-2126	241-20260-1	64294	CABLE, SP, ELEC		EA 2
3	76	PAFZZ	5999-00-204-5206	60CS	76545	CLIP, ELECTRICAL		EA 2
3	77	XDFZZ		241-19840	24204	PLATE ASS, MECH		EA 1
3	78	PAFZZ	5935-00-129-9358	TS101P02	81349	SOCKET, ELCTRN TUBE		EA 4

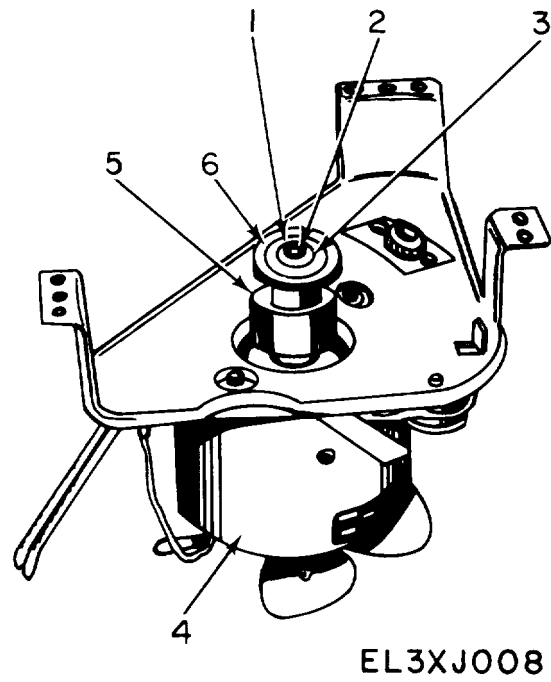


Figure 4. Recorder-Reproducer, Sound RD-173/UN and RD-173A/U, Motor and Plate Assembly.

SECTION II (1) ILLUSTRATION		(2)	(3)	(4)	(5)	(6)	(7)	(8)
FIG NO	(B) ITEM NO	SMR CODE	NATIONAL STOCK NUMBER	PART NUMBER	FSCM	DESCRIPTION	USABLE ON CODE U/M	QTY INC IN UNIT
4	1	XDFZZ		241-17795-1	24204	WASHER, SPRING TNSN	EA	1
4	2	PAFZZ	5310-00-823-8749	241-17794-1	24204	WASHER, KEY	EA	1
4	3	PAFZZ	5310-00-652-1634	241-17790-1	24204	WASHER, NONMETALLIC	EA	1
4	4	XDFDD		MOD118-251	62119	MOTOR, AC	EA	1
4	5	PAFZZ	5835-00-739-4413	241-17789-4	64292	PULLEY	EA	1
4	6	PAFZZ	3010-00-309-0129	242-17791-1	24204	CLUTCH, DISK ASSY	EA	1

SECTION IV
NATIONAL STOCK NUMBER AND PART NUMBER INDEX

NOTE: LATEST NATIONAL STOCK NUMBER AND PART NUMBER ASSIGNMENTS ARE INCLUDED AT END OF INDEX

STOCK NUMBER	FIGURE NO	ITEM NO	STOCK NUMBER	FIGURE NO	ITEM NO
6240-00-057-2887	3	21	5835-00-547-4848	2	61
5960-00-062-0204	3	18	5830-00-564-7953	2	50
5960-00-082-4139	3	24	3010-00-567-8509	2	29
5910-00-101-3984	3	72	5835-00-581-2217	1	16
5910-00-112-7003	3	37	5365-00-598-0982	1	25
5910-00-112-7261	3	65	5930-00-606-9132	3	29
5960-00-116-9927	3	16	5835-00-630-2774	2	1
5935-00-129-9358	3	78	5835-00-630-2775	2	39
5960-00-151-7562	3	11	5935-00-636-7145	1	4
5905-00-171-1985	3	67	5355-00-644-2481	1	10
5905-00-171-2004	3	71	5910-00-644-3770	3	54
5905-00-185-8518	3	34	5310-00-652-1634	4	3
5960-00-188-3968	3	1	5930-00-655-1514	3	4
5905-00-190-8885	3	60	5930-00-655-1515	3	6
5905-00-190-8887	3	44	5835-00-656-3568	2	41
5905-00-192-0390	3	55	5835-00-656-3569	2	52
5905-00-192-0649	3	39	5835-00-656-3571	2	47
5905-00-192-0667	3	64	5365-00-664-2764	1	23
5935-00-192-4760	1	9	5960-00-669-6861	3	9
5935-00-192-4789	3	5	5935-00-683-2746	3	14
5905-00-192-9260	3	59	5960-00-729-8150	3	19
5905-00-195-6761	3	68	5835-00-740-7576	2	2
5905-00-195-6806	3	43	5835-00-740-7577	2	6
5999-00-204-5206	3	76	5835-00-740-7583	3	30
5935-00-222-9828	3	26	6145-00-752-1307	1	3
5999-00-244-5150	1	20	5960-00-808-6490	3	23
5935-00-260-0516	3	41	5835-00-821-8555	1	11
5960-00-264-3004	3	22	5935-00-823-4281	3	27
5960-00-272-9178	3	10	5310-00-823-8749	4	2
5905-00-279-2019	3	70	5950-00-844-0759	3	8
5905-00-279-2516	3	36	5950-00-844-0765	3	13
5905-00-279-2545	3	45	5950-00-844-0766	3	15
5905-00-279-2674	3	38	3120-00-844-2319	1	27
5965-00-285-0391	1	7	5835-00-844-3135	2	55
5325-00-286-6047	2	54	5835-00-844-3734	2	35
5340-00-290-7215	1	21	5330-00-846-6799	1	22
3010-00-309-0129	4	6	6250-00-848-6533	3	20
5835-00-309-0269	2	58	5355-00-848-7386	1	6
5835-00-309-0311	2	10	5995-00-849-2126	3	75
5905-00-542-8058	3	28	6145-00-853-5816	2	42
5910-00-543-9267	3	42	5930-00-855-9426	3	31
5835-00-547-1428	2	60			

PART NUMBER	FSCM	FIG NO	ITEM NO	PART NUMBER	FSCM	FIG NO	ITEM NO
CE52F35CR	81349	3	12	RC20GF202J	81349	3	44
CE63C500G	81349	3	42	RC20GF203J	81349	3	39
				RC20GF223J	81349	3	71
CM20B102K	81349	3	54				
				RC20GF225J	81349	3	60
CM30B182K	81349	3	72	RC20GF512J	81349	3	70
CM30B332K	81349	3	73	RC20GF514J	81349	3	36
				RC20GF822K	83149	3	67
CO03LGF3-18-0240	81349	1	3	RC32GF301J	81349	3	45
CP05A1EC223K	81349	3	56	RV4NAYS504A	81349	3	28
CP09A1EB103K	81349	3	69	SCB72703	80063	3	7
CP26A1EF103M	81349	3	48	SCB77816	80063	1	2
CP29A1EF503M	81349	3	37	SMC209258-7	80063	3	17
CP50A1EB333K	81349	3	57	TS101P02	81349	3	73
CP53B4EF104V	81349	3	65	TS102P01	81349	3	41
GM3110-100-6176	06394	1	19				
JJ034	81349	3	14	TS102U03	81349	3	19
JJ089	81349	3	5	TS103P01	81349	3	26
L9650-9	24202	2	37	TS103U02	81349	3	22
MOD118-251	62119	4	4	UP121M	80058	1	4
MS35058-15	96906	3	6	WS82	72962	2	20
MS35058-22	96906	3	4	XSC1125	07236	1	23
M1P6TM	02660	1	26	XSC114	07236	1	24
PJ055B	81349	1	9	XSC116	07236	1	25
PORM10PCT2WPW4	75042	3	46	XS0216	07236	2	24
RC20GF102J	81349	3	43	13	99017	1	21
RC20GF103K	81349	3	34	241-12059-1	24204	2	16
RC20GF104J	81349	3	68	241-12138	64294	2	40
RC20GF105J	81349	3	55	241-12145	24204	2	30
RC20GF154K	81349	3	59	241-13609	24204	2	34
RC20GF201J	81349	3	38	241-14213	24204	2	54

SECTION IV
 NATIONAL STOCK NUMBER AND PART NUMBER INDEX

TM11-5835-212-24P

PART NUMBER	FSCM	FIG NO	ITEM NO	PART NUMBER	FSCM	FIG NO	ITEM NO
241-14246-2	64294	3	49	242-19899-1	24204	1	1
241-14252	64294	2	65	242-19919	24204	1	11
241-17086-4	24204	2	31	242-19930-1	24204	2	32
241-17644	24204	2	21	242-19931-1	24204	2	6
241-17722	24204	2	43	242-19931-2	24204	2	7
241-17723-1	24204	2	4	242-19932-1	24204	2	3
241-17734	64294	2	51	242-19932-2	24204	2	8
241-17747	24204	2	44	242-19945	24204	2	1
241-17752	64294	2	62	242-19946	24204	2	39
241-17753	24204	2	61	242-19947	24204	2	41
241-17754	24204	2	60	242-19948	64294	2	12
241-17758-4	24204	2	50	242-20000-1	24204	3	2
241-17770	24204	2	26	242-20016	24204	3	32
241-17775-1	24204	2	28	242-20023	24204	3	27
241-17777	61294	2	29	242-20047	64294	3	30
241-17789-4	64294	4	5	242-20209-1	24204	1	6
241-17790-1	24204	4	3	242-20265	24204	1	5
241-17794-1	24204	4	2	242-32900	64294	3	13
241-17795-1	24204	4	1	242-32902	24204	3	15
241-17801	64294	2	33	242-32904	64294	3	8
241-17802	24204	2	48	29520-17	24204	3	66
241-17897-4	24204	2	38	29522-48	24204	3	63
241-19840	24204	3	77	29527-13	24204	2	59
241-19906	24204	1	15	29527-14	24204	2	63
241-19910-1	24204	1	12	29527-4	24204	2	45
241-19914	24204	1	7	29529-44	24204	1	14
241-19915	24204	1	10	29540-9	24204	2	17
241-19915-1	64294	1	18	29542-5	24204	2	56
241-19918	24204	1	16	29602-102	24204	2	22
241-20020	24204	3	33	29602-103	24204	2	46
241-20038	64294	3	52	29602-111	24204	1	13
241-20041	64294	3	31	29602-122	24204	2	53
241-20075	64294	3	20	29602-124	24204	2	14
241-20097	24204	3	53	29602-136	24204	2	4
241-20207	64294	1	17	29602-146	24204	2	27
241-20260-1	64294	3	75	29603-20	24204	3	62
241-20267	64294	1	8	29630-6	24204	3	61
241-24293	64294	3	29	29650-10	24204	2	5
241-24380	24204	2	2	29651-3	64294	2	49
241-32895	24204	1	27	29651-6	24204	2	15
242-14159	24204	2	58	313002	75915	3	50
242-17695-2	64294	2	18	41-17722-1	42042	2	9
242-17703-3	64294	2	19	44	03350	3	21
242-17719-6	24204	2	10	5Y3WG7B	83149	3	10
242-17724-4	24204	2	11	5726-6AL5W	81349	3	18
242-17728-1	64294	2	55	5751	81349	3	24
242-17741-3	24204	2	47	5879	81349	3	23
242-17744	24204	2	42	6E5	81349	3	1
242-17748-2	64294	2	57	6V6GTY	81349	3	16
242-17755-2	24204	2	52	60CS	76545	3	76
242-17761-4	24204	2	13	6005-6AQ5W	81349	3	9
242-17773-2	24204	2	23	926A	07387	3	51
242-177771-6	24204	2	25	926B	07387	3	11
242-17778-1	24204	2	35	93718116	07322	1	22
242-17791-1	24204	4	6	9435-1-2	71400	1	20
242-19847	64294	2	36				

SECTION IV
 NATIONAL STOCK NUMBER AND PART NUMBER INDEX

TM11-5835-212-24P

LATEST NATIONAL STOCK NUMBER ASSIGNMENTS

STOCK NUMBER	FIG NO	ITEM NO	STOCK NUMBER	FIG NO	ITEM NO
5905-00-106-9346	3	74	5355-00-644-2483	1	17
5960-00-151-7574	3	51	5950-00-648-0808	3	49
5835-00-547-1427	2	62	5835-00-675-4382	2	12
5910-00-553-5711	3	73	5835-00-695-9543	2	57
5905-00-581-2848	3	3	5365-00-799-1471	2	49
5360-00-597-3359	2	51	5910-00-850-0540	3	40
5360-00-597-3382	2	33	6145-00-853-5816	1	8
5835-00-630-2770	2	19	5960-00-860-7709	3	25
5835-00-630-2771	2	36	5910-00-926-9800	3	47
5835-00-630-2845	2	18	5910-00-984-4142	3	35
5355-00-644-2482	1	18	5910-00-984-8373	3	58

LATEST PART NUMBER ASSIGNMENTS

PART NUMBER	FSCM	FIG NO	ITEM NO	PART NUMBER	FSCM	FIG NO	ITEM NO
CM15FD101GP3	81349	3	58	M24251-6-2	81349	3	25
CM15FD221GP3	81349	3	35	RCR20GF224JS	81349	3	64
CM15FD510G03	81349	3	40	RCR32G103JS	81349	3	74
CM50BK222G03	81349	3	47	RV4NAYSK504C	83149	3	3

ADDITIONAL LATEST NATIONAL STOCK NUMBER ASSIGNMENTS

STOCK NUMBER	FIG. NO.	ITEM NO.
3110-00-100-6149	1	19
5310-00-227-1949	2	16
5965-00-252-0803	1	15
5360-00-597-3360	2	65
5360-00-597-3362	2	40
5910-00-621-9518	3	57
5835-00-739-4413	4	5

RECOMMENDED CHANGES TO EQUIPMENT TECHNICAL MANUALS



SOMETHING WRONG WITH THIS MANUAL?

THEN... JOT DOWN THE DOPE ABOUT IT ON THIS FORM, TEAR IT OUT, FOLD IT AND DROP IT IN THE MAIL!

FROM: (YOUR UNIT'S COMPLETE ADDRESS)

Commander
Stateside Army Depot
ATTN: AMSTA-US
Stateside, N.J. 07703

DATE 10 July 1975

PUBLICATION NUMBER

TM 11-5840-340-12

DATE

23 Jan 74

TITLE

Radar Set AN/SPS-76

BE EXACT... PIN-POINT WHERE IT IS

IN THIS SPACE TELL WHAT IS WRONG AND WHAT SHOULD BE DONE ABOUT IT:

PAGE NO.	PARA-GRAPH	FIGURE NO.	TABLE NO.
----------	------------	------------	-----------

2-25	2-28		
3-10	3-3		3-1
5-6	5-8		
		F03	

Recommend that the installation antenna alignment procedure be changed through to specify a 2° IFF antenna lag rather than 1°.

REASON: Experience has shown that with only a 1° lag, the antenna servo system is too sensitive to wind gusting in excess of 25 knots, and has a tendency to rapidly accelerate and decelerate as it hunts, causing strain to the drive train. Hunting is minimized by adjusting the lag to 2° without degradation of operation.

Item 5, Function column. Change "2 db" to "3db."

REASON: The adjustment procedure for the TRANS POWER FAULT indicator calls for a 3 db (500 watts) adjustment to light the TRANS POWER FAULT indicator.

Add new step f.1 to read, "Replace cover plate removed in step e.1, above."

REASON: To replace the cover plate.

Zone C 3. On J1-2, change "+24 VDC to "+5 VDC."

REASON: This is the output line of the 5 VDC power supply. + 24 VDC is the input voltage.

TEAR ALONG DOTTED LINE

TYPED NAME, GRADE OR TITLE, AND TELEPHONE NUMBER

SSG I. M. DeSpirito 999-1776

SIGN HERE:

SSG I. M. DeSpirito

DA FORM 2028-2 (TEST) 1 AUG 74

P.S.--IF YOUR OUTFIT WANTS TO KNOW ABOUT YOUR MANUAL "FIND" MAKE A CARBON COPY OF THIS AND GIVE IT TO YOUR HEADQUARTERS.

HISA 1686-75

FILL IN YOUR
UNIT'S ADDRESS

FOLD BACK

DEPARTMENT OF THE ARMY

OFFICIAL BUSINESS

PENALTY FOR PRIVATE USE, \$300

POSTAGE AND FEES PAID
DEPARTMENT OF THE ARMY
DOD-314



Commander
US Army Communications and
Electronics Materiel Readiness Command
ATTN: DRSEL-MA-Q
Fort Monmouth, New Jersey 07703

TEAR ALONG DOTTED LINE

FOLD BACK

FILL IN YOUR
UNIT'S ADDRESS

FOLD BACK

DEPARTMENT OF THE ARMY

OFFICIAL BUSINESS

PENALTY FOR PRIVATE USE, \$300

POSTAGE AND FEES PAID
DEPARTMENT OF THE ARMY
DOD-314



Commander
US Army Communications and
Electronics Materiel Readiness Command
ATTN: DRSEL-MA-Q
Fort Monmouth, New Jersey 07703

TEAR ALONG DOTTED LINE

FOLD BACK

FILL IN YOUR
UNIT'S ADDRESS

FOLD BACK

DEPARTMENT OF THE ARMY

OFFICIAL BUSINESS

PENALTY FOR PRIVATE USE, \$300

POSTAGE AND FEES PAID
DEPARTMENT OF THE ARMY
DOD-314



Commander
US Army Communications and
Electronics Materiel Readiness Command
ATTN: DRSEL-MA-Q
Fort Monmouth, New Jersey 07703

FOLD BACK

TEAR ALONG DOTTED LINE

By Order of the Secretary of the Army:

BERNARD W. ROGERS
General, United States Army
Chief of Staff

Official:

J. C. PENNINGTON
Brigadier General, United States Army
The Adjutant General

Distribution:

To be distributed in accordance with DA Form 12-51, Organizational Maintenance requirements for RD-173/UN.

DEPARTMENT OF THE ARMY
US ARMY AG PUBLICATIONS CENTER
1655 WOODSON ROAD
ST. LOUIS, MISSOURI 63114
OFFICIAL BUSINESS
PENALTY FOR PRIVATE USE \$300

POSTAGE AND FEES PAID
DEPARTMENT OF THE ARMY
DOD 314

